

# California

## LIHEAP FY2020 State Profile

**Total Funding Available**  
**\$254,944,311**

**Funding Available to Tribes\***  
**\$983,652**

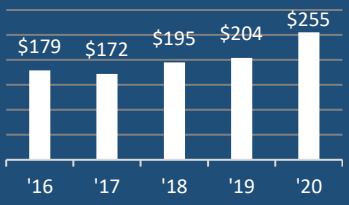
**Total Households Served**  
**168,213**

**Income Eligibility Requirements**  
**\$53,006**  
 for a 4-person household

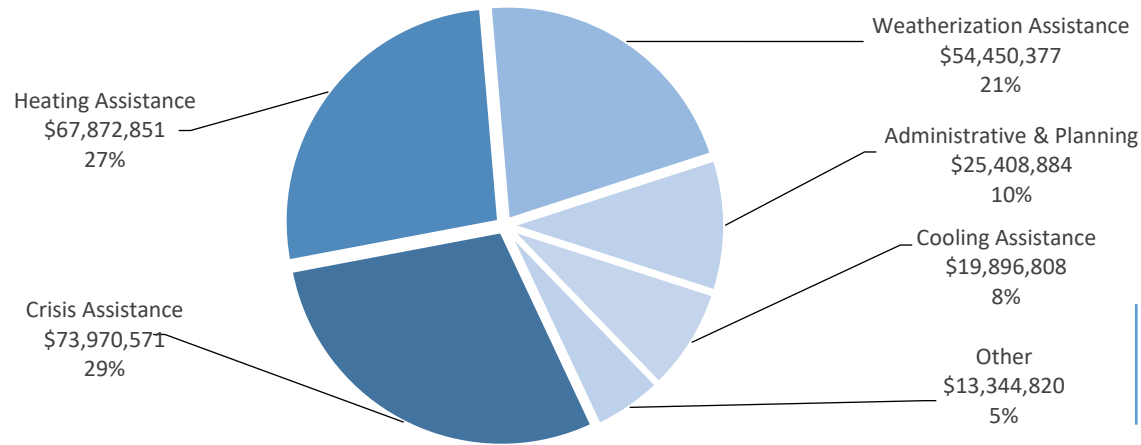
**% of State Income-Eligible Population Served**  
**5%**

**State Income-Eligible Population**  
**3,437,616**

**Annual Funds, 2016-2020 (\$ millions)**

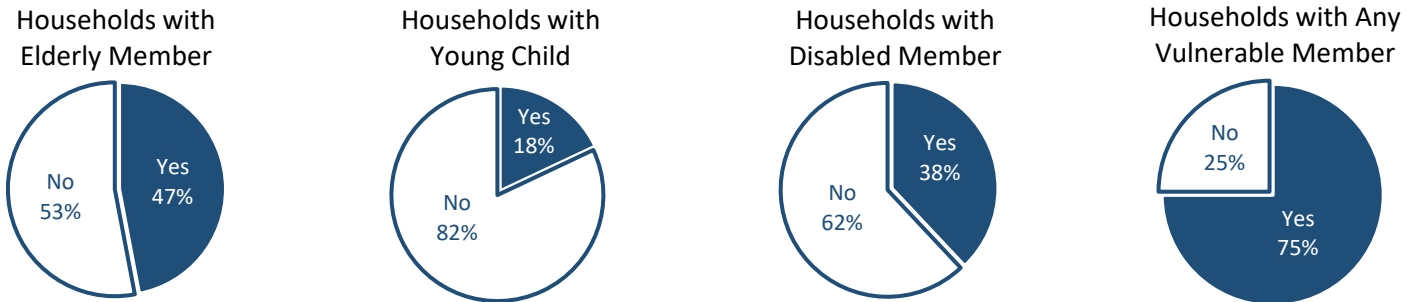


### Uses of Funds



The Other category consists of:  
 Carryover to FY 2021\*\* (\$674,636)  
 Assurance 16 Activities (\$12,670,184)

### Vulnerable Recipient Households



### Types of Assistance

**Heating Assistance** served 77,096 households. The reported average benefits were \$340 for benefits paid with regular LIHEAP funds and \$490 for benefits paid with supplemental CARES funds.

**Cooling Assistance** served 31,686 households. The reported average benefits were \$322 (regular LIHEAP funds) and \$440 (CARES funds).

**Year-Round Crisis Assistance** served 66,151 households with a reported average benefit of \$577 (regular LIHEAP funds).

**Weatherization Assistance** served 9,021 households with a calculated average benefit of \$6,036 (regular LIHEAP funds).

\*Funding Available to Tribes is direct funding by ACF and is not included in other Profile figures  
 \*\*Includes supplemental CARES funds, of which 100% were allowed to be carried over to FY 2021.

Data are current as of August 11, 2021  
 For more information, see <https://liheappm.acf.hhs.gov/>.