LIHEAP National Profile (All States) – FY 2022

Funding Available for States
$6.58 Billion
$3.7B Regular funds Awarded in FY 2022
$99M Regular funds available from FY 2021
$2.7B ARPA funds available from FY 2021
$98M Infrastructure Act funds Awarded in FY 2022

Total Households Served
6,070,331

State Maximum Income Eligibility Requirements for Heating Assistance*
110% to 311%
of HHS Poverty Guidelines

% of Income-Eligible Population Served
16%

Income-Eligible Population
37.3 million

Annual Funds, 2018-2022 ($ billions)

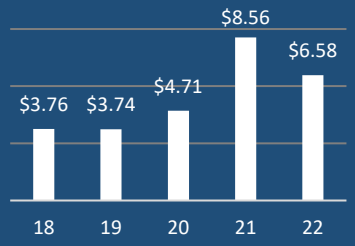

Uses of Funds

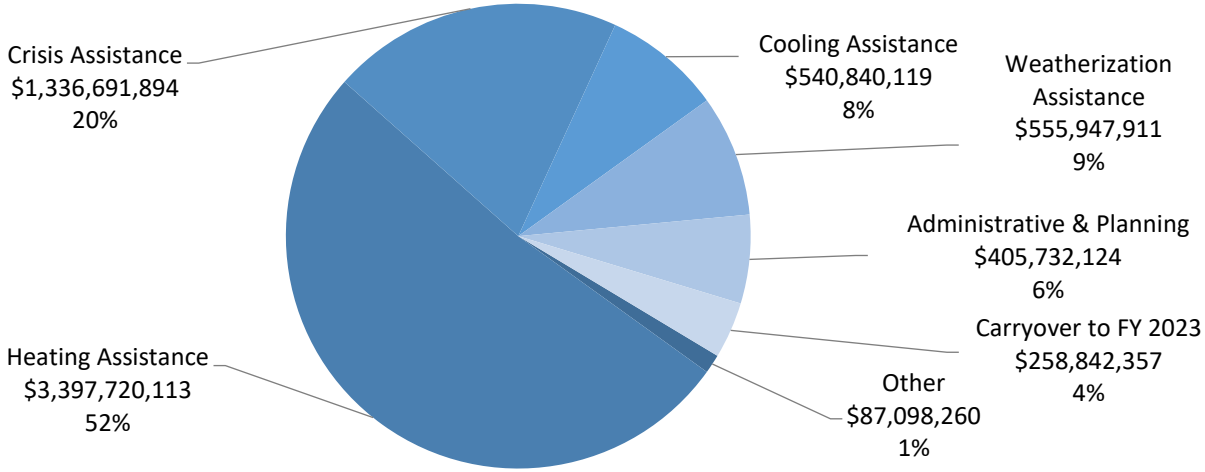

Vulnerable Recipient Households

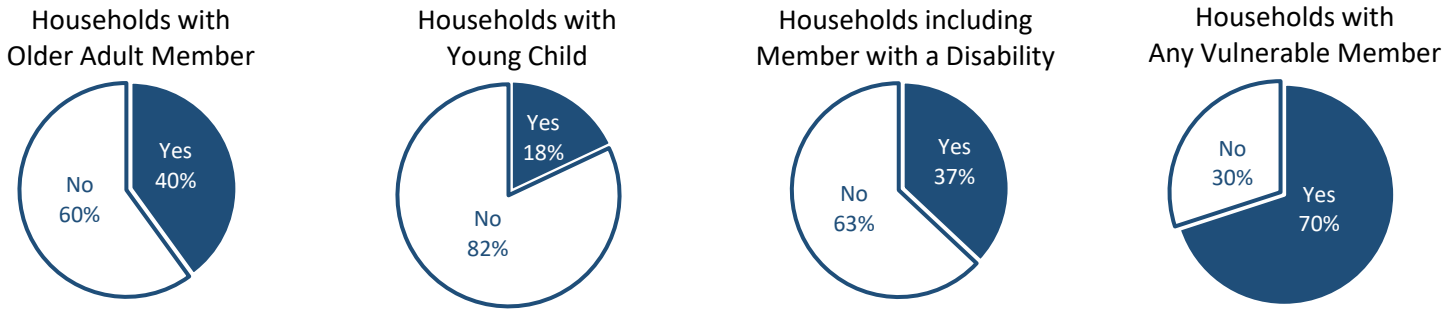

Types of Assistance

Heating Assistance was provided by 51 states and served 5,129,683 households with estimated average benefits of $662.
Cooling Assistance was provided by 25 states and served 824,692 households with estimated average benefits of $656.
Year-round Crisis Assistance was provided by 27 states and served 687,951 households with estimated average benefits of $757.
Winter Crisis Assistance was provided by 25 states and served 911,598 households with estimated average benefits of $622.
Summer Crisis Assistance was provided by 7 states and served 174,285 households with estimated average benefits of $477.
Weatherization Assistance was provided by 49 states and served 59,180 households.

*Grant recipients may set income-eligibility between 110% of HHS Poverty Guidelines (HHSPG) and the greater of 150% HHSP or 60% of State Median Income (which ever is greater).

Excludes Tribal and Territory Grantees; Data are current as of August 1st, 2023
For more information, see https://liheappm.acf.hhs.gov/