

Florida

LIHEAP FY2024 State Profile

Total Funding Available
\$121,756,441

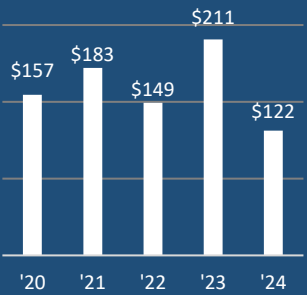
Total Households Served
82,037

Income Eligibility Requirements
\$58,823
 for a 4-person household

% of State Income-Eligible Population Served
4%

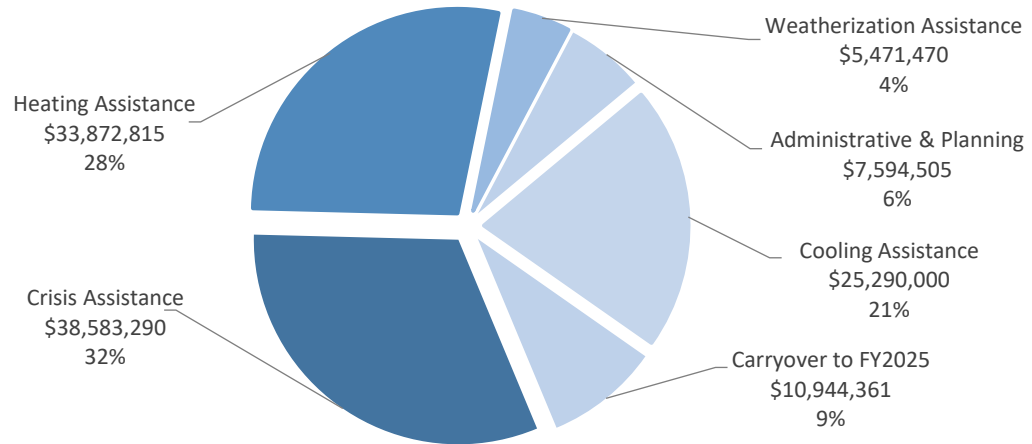
State Income-Eligible Population
1,935,903

Annual Funds, 2020-2024 (\$ millions)



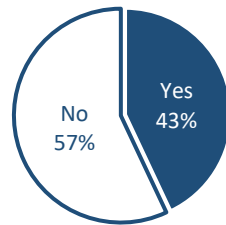
| Year | Funding (\$ millions) |
|------|-----------------------|
| '20 | \$157 |
| '21 | \$183 |
| '22 | \$149 |
| '23 | \$211 |
| '24 | \$122 |

Uses of Funds

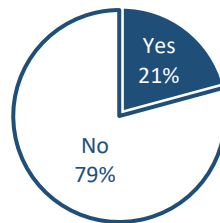


Vulnerable Recipient Households

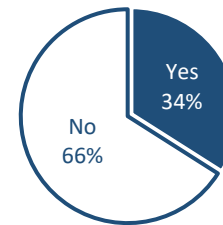
Households with Elderly Member



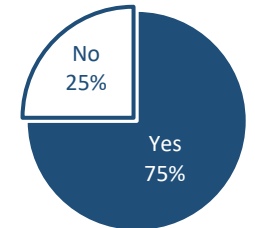
Households with Young Child



Households with Disabled Member



Households with Any Vulnerable Member



Types of Assistance

Heating Assistance served 21,685 households with reported average benefits of \$957.

Cooling Assistance served 28,957 households with reported average benefits of \$974.

Year-Round Crisis Assistance served 44,964 households with reported average benefits of \$502.

Weatherization Assistance served 253 households.