

Iowa

LIHEAP FY2024 State Profile

Total Funding Available
\$61,211,978

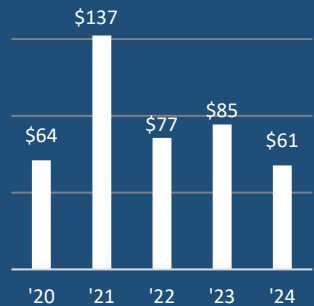
Total Households Served
83,360

Income Eligibility Requirements
\$60,000
 for a 4-person household

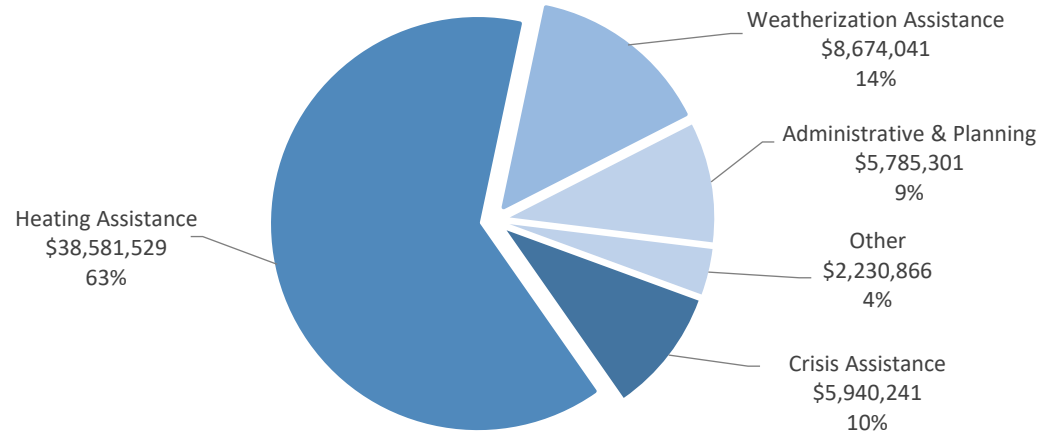
% of State Income-Eligible Population Served
26%

State Income-Eligible Population
314,882

Annual Funds, 2020-2024
 (\$ millions)



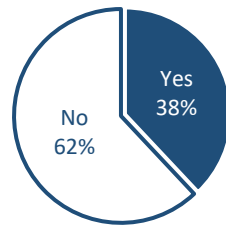
Uses of Funds



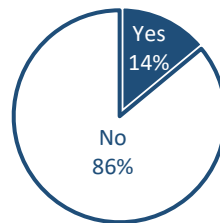
The Other category consists of:
 Carryover to FY2025 (\$1,930,811)
 Assurance 16 Activities (\$300,055)

Vulnerable Recipient Households

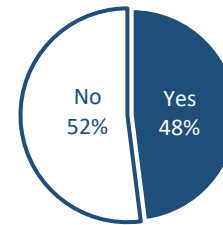
Households with Elderly Member



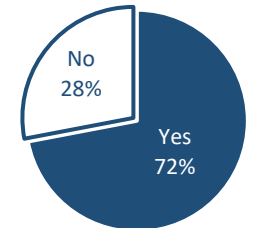
Households with Young Child



Households with Disabled Member



Households with Any Vulnerable Member



Types of Assistance

Heating Assistance served 82,693 households with reported average benefits of \$466.

Year-Round Crisis Assistance served 12,699 households with reported average benefits of \$315.

Weatherization Assistance served 977 households with a calculated average benefit of \$8,878.