

Texas

LIHEAP FY2024 State Profile

Total Funding Available
\$197,541,659


Total Households Served
66,597

Income Eligibility Requirements
\$46,800
 for a 4-person household

% of State Income-Eligible Population Served
3%

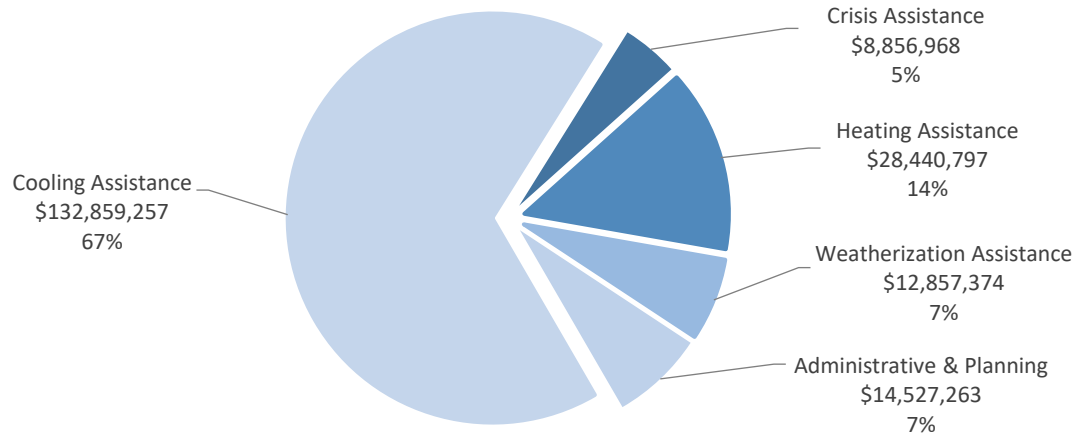
State Income-Eligible Population
2,646,113

Annual Funds, 2020-2024 (\$ millions)

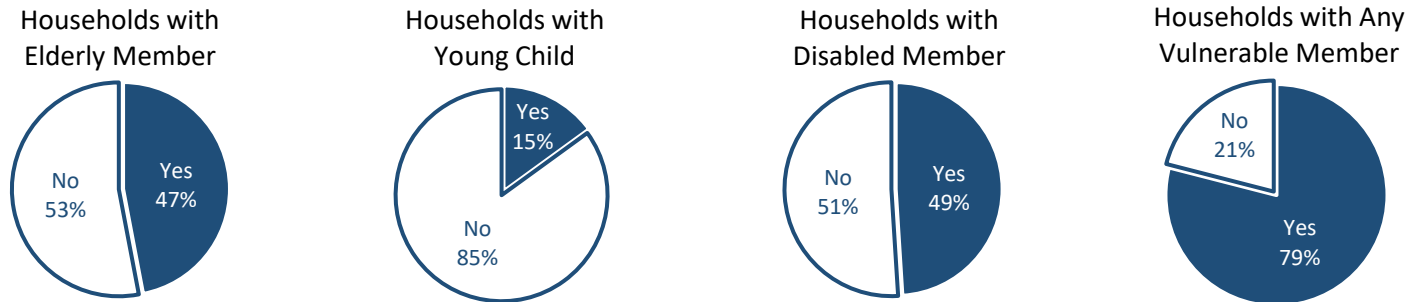


Year	Funds (\$ millions)
'20	\$257
'21	\$307
'22	\$180
'23	\$337
'24	\$198

Uses of Funds



Vulnerable Recipient Households



Types of Assistance

Heating Assistance served 25,811 households with reported average benefits of \$1,102.

Cooling Assistance served 41,628 households with reported average benefits of \$3,178 (regular LIHEAP funds) and \$3,500 (LIHEAP IJA funds).

Year-Round Crisis Assistance served 5,372 households with reported average benefits of \$1,649 (regular LIHEAP funds) and \$1,651 (LIHEAP IJA funds).

Weatherization Assistance served 227 households. Additional households will be served in FY2025 with the FY2024 funds.